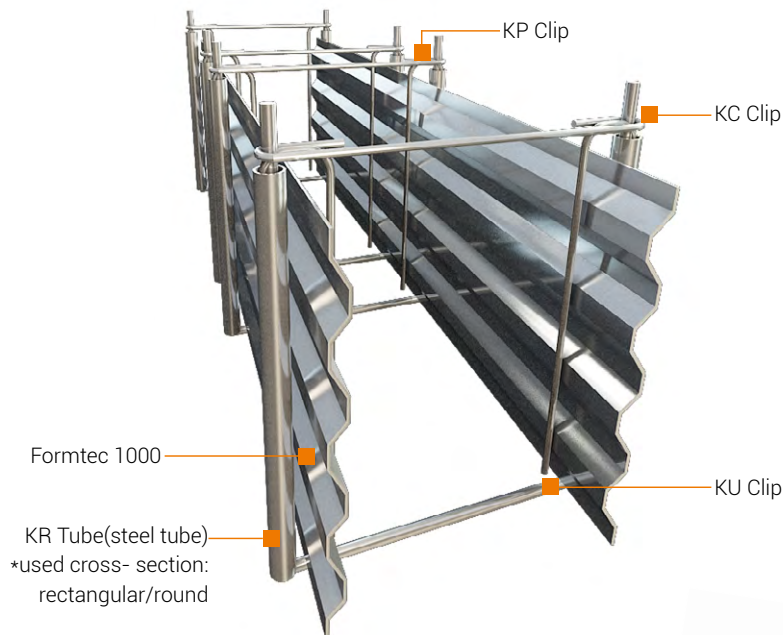




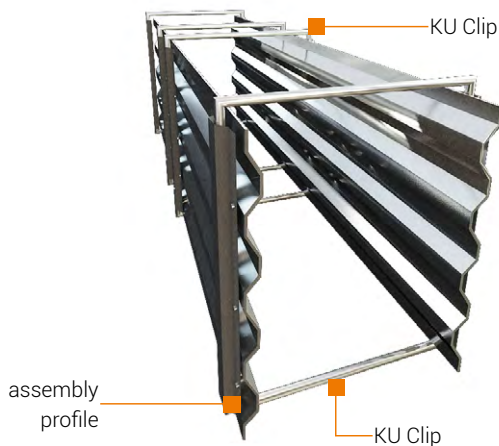
FORMTEC 1000 - permanent formwork made of key profile metal sheet, used for making foundations and isolated footings.




Allows easy and fast construction of foundations with different shapes.

Formtec is perfect for operations with RC in areas with limited access.

SELF-SUPPORTING UP TO H = 1.0m



FORMTEC 2000



FORMTEC CORNER

Partec prepares (free of charge):

- project of shoring foundations or the isolated footings with the Formtec system
- a project of installation Formtec formworks with a detailed scheme of installation all of the elements
- training and supervisory with installation Formtec formworks

ARTICLE NUMBER	TYPE	NAME OF THE ELEMENT	LENGTH L [m]	TYPE OF MATERIAL
540-01	Formtec 1000	key profile formwork	2.25	metal sheet 0.7
540-02	Formtec 2000	key profile formwork	2.25	metal sheet 0.7
540-03	KU	Clip	by project	bar B 500
540-04	KP	Clip	by project	bar B 500
540-05	KR	Steel tube	by project	tube fi 40-50
540-06	KC	Clip	by project	bar B 500


*Producer reserves right to application designed cross-section of KR Tube



COMBINED FOOTING



FORMTEC ELEMENTS



FOUNDATION WALL